


# Metallic Epoxy Flooring Range

## Metallic and Marble Epoxy Flooring

- Variety of different visual effects
- Easy to clean and maintain
- Environmental friendly
- Hard wearing & durable
- High-end designer floor coating system with a glass like finish
- Comes in a range of colours with endless design possibilities for a unique floor unlike any other



### STEPS TO ACHIEVE A SUCCESSFULL METALLIC FLOOR COATING SYSTEM

- 1) Prepare the substrate thoroughly by diamond grinding
- 2) Repair cracks and imperfections using two-pack epoxy fillers
- 3) Apply epoxy primer to the floor and allow the coating to cure
- 4) Apply epoxy base coat and allow to cure
- 5) Apply 100% full solids epoxy mixed with metallic pigments (or solid colour pigments for marble) and the technique/colour combination of your choice then allow to cure
- 6) Apply polyurethane top coat for more protection and allow to cure



**For further information, please visit our showroom or contact us on**


**Tel:** 02 9648 3019

**Email:** [sales@sydneyindustrialcoatings.com.au](mailto:sales@sydneyindustrialcoatings.com.au)

## Metallic Pigments For Epoxy Flooring



**Ash Grey**



**Silver Pearl**



**Black Stallion**




**Bronze Shimmer**



**Sapphire Blue**



**Ruby Red**




**Liquid Gold**



**Copper Metal**



**Orange Gemstone**



**Pine Forest**



**Violet Affair**



**Pink Dreams**

## Metallic Epoxy Flooring Projects



**Metallic:**  
**Base Coat:**



**Metallic: Gun Metal**  
**Base Coat: Charcoal**



**Metallic: Sapphire Blue**  
**Base Coat: White**



**Metallic: Silver Pearl**  
**Base Coat: Black**



**Metallic: Orange Gemstone**  
**Base Coat: Black**



**Metallic: Silver Pearl**  
**Base Coat: Charcoal**



**Metallic: Silver Pearl**  
**Base Coat: Charcoal**



**Metallic: Silver Pearl**  
**Base Coat: Charcoal**



**Metallic: Liquid Gold**  
**Base Coat: Black**



**Metallic: Ash Grey**  
**Base Coat: Charcoal**



**Metallic: Sapphire Blue**  
**Base Coat: White**



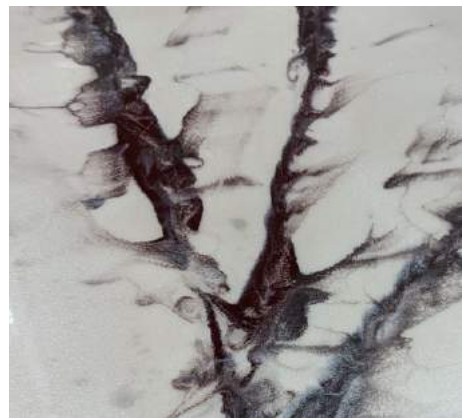
**Metallic: Liquid Gold**  
**Base Coat: White**




**Metallic: Silver Pearl**  
**Base Coat: Black**



**Metallic: Shades of Red**  
**Base Coat: Black**



**Metallic: Silver Pearl & Black**  
**Base Coat: White**



**Metallic: Silver Pearl**  
**Base Coat: Charcoal**




**Metallic: Mercury Sun**  
**Base Coat: Black**



**Metallic: Ash Grey**  
**Base Coat: Charcoal**

## Liquid Epoxy Marble Flooring Projects



**Marble: Black & White | Gloss**  
**Base Coat: Black**



**Marble: White & Oxide Red**  
**Base Coat: White**



**Marble: White & Grey**  
**Base Coat: White**



**Marble: White & Charcoal**  
**Base Coat: White**



**Marble: Ruby Red & Black**  
**Base Coat: Black**




**Marble: White & Black**  
**Base Coat: White**



**Marble: White, Grey & Tan**  
**Base Coat: White**



**Marble: White & Oxide Red**  
**Base Coat: White**



**Metallic: Black & White | Satin**  
**Base Coat: Black**